

High Wall Heat Pump Ductless System



Indoor Model:

619PHAQ12XA3

Submittal Data

Job Data:

Location:

Buyer: Buyer P.O. #:


Carrier #:

Unit Number:

Model Number:

Performance Data Certified By:

Date:



STANDARD FEATURES

- Modes: Cool, Heat, Smart Dry, Fan, Auto
- Turbo Mode
- Fully Modulating fan speeds
- Sleep Mode
- Up-Down / Right-Left Louver control (fixed or swing)
- Built in Relative Humidity Sensor
- Built in occupancy sensor
- ECO Mode
- Carbon Filter
- Follow Me (senses temperature at handheld remote)
- Heating Setback (46° F Heating Mode)
- Aluminum Golden Hydrophilic pre-coated fins

Controls:

- Wi-Fi Built-in
- Wireless Remote Controller included with indoor unit
- Wired Remote Controller KSACN0401AAA (7 Day programmable) (Optional)

LIMITED WARRANTY*

- 10 year limited to original purchaser on compressor and parts upon timely registration, otherwise 5 years
- *For residential applications. See warranty for full details.

System	Size	12	
	Indoor Model	619PHAQ12XA3	
Electrical	Voltage, Phase, Cycle	V/Ph/Hz	208/230-1-60
	Power Supply	208/230-1-60	
	MCA	A.	0.3
Controls	Wireless Remote Controller (°F/°C Convertible)	Standard	
	Wired Remote Controller (°F/°C Convertible)	Optional	
Operating Range	Cooling Indoor DB Min -Max	° F (° C)	62~90 (17~32)
	Heating Indoor DB Min -Max	° F (° C)	32~86 (0~30)
Piping	Pipe Connection Size - Liquid	in (mm)	1/4 (6.35)
	Pipe Connection Size - Suction	in (mm)	1/2 (12.7)

Indoor Coil	Face Area (sq. ft.)	Sq. Ft.	2.2
	No. Rows	4	
	Fins per inch	21	
	Circuits	5	
Indoor	Unit Width	in (mm)	35.2(895)
	Unit Height	in (mm)	11.7 (298)
	Unit Depth	in (mm)	9.8 (248)
	Net Weight	lbs (kg)	37.48 (17)
	Number of Fan Speeds	4	
	Airflow (lowest to highest)	CFM	168/252/306/357
	Sound Pressure (lowest to highest)	dB(A)	29/35.5/41.5/46.8
	Air throw Data	ft (m)	22.97 (7)
	Moisture removal	Pint/h (L/h)	2.53 (1.2)
Field Drain Pipe Size O.D.	in (mm)	1 (25.4)	

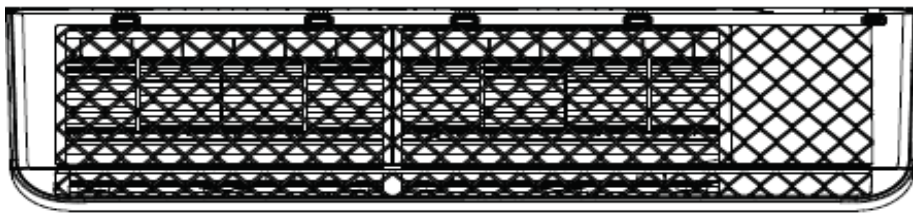
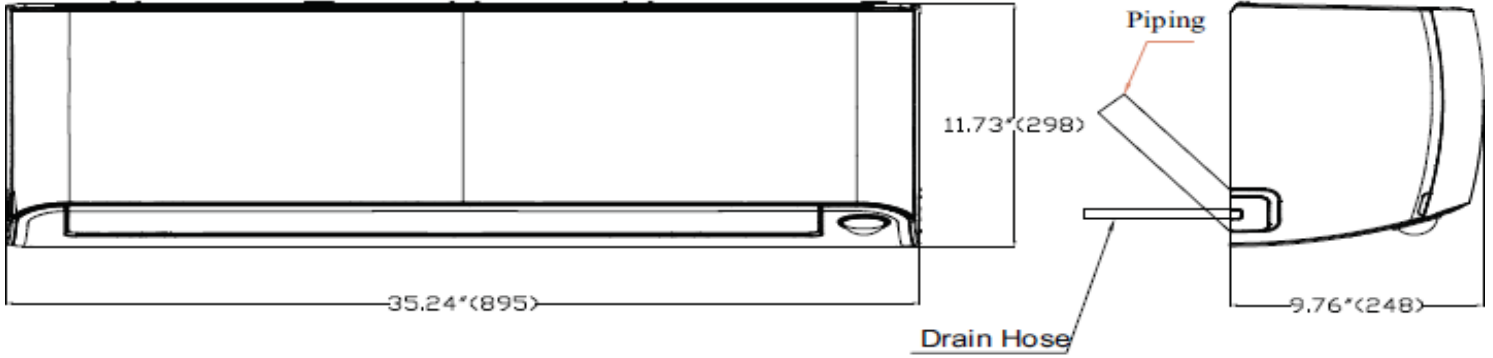
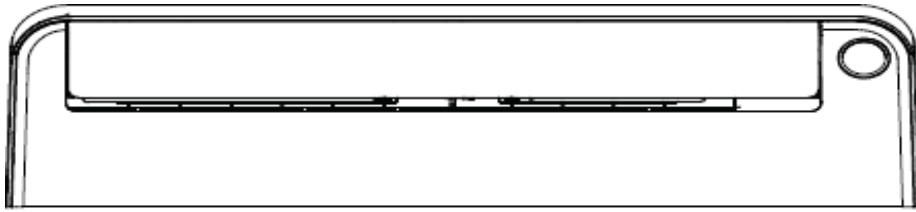
Performance may vary based on the outdoor unit matched to. See compatible outdoor units pages for Performance Data.

For Compatibility See Product Data

Accessories

53DS-900---118	Condensate Pump
KSACN0401AAA	Wired Remote Control 7 Day Programmable
KSAIC0101230	24V Interface Kit 230V
53DS-900---008	Insulated 25' Line Set - 1/4" x 1/2"

Construction View



Drain Hose $\varnothing 0.625''(16)$ L=25.20''(640)

Unit: Inch (mm)

